PT SELAMAT SEMPURNA Tbk
MANUFACTURER OF AUTOMOTIVE PARTS
MEMBER OF ADR GROUP - AUTOMOTIVE DIVISION

Investor Relations

9M 2026 Performance

Last Update :
30 October 2026

FACT SHEET ABOUT PT SELAMAT SEMPURNA Tbk

- ❑ PT Selamat Sempurna Tbk is the flagship company of ADR Group (Automotive Division)
- ❑ The Largest Filter Manufacturer in the region
- ❑ The Most Comprehensive range of products
- ❑ Serve more filtration and radiator products than any other auto component company
- ❑ Exported to more than **125** countries worldwide
- ❑ Trademark Registration in more than **130** countries worldwide
- ❑ Approximately 85% of our revenue is recurring aftermarket revenue
- ❑ Strong Balance Sheet and Cash Flow

COMPOSITION OF SHAREHOLDERS

[30 SEPTEMBER 2026]

Shareholders	Number of Shares Issued and Fully Paid (Shares)	%	Amount (IDR)
PT Adrindo Intiperkasa	2,910,392,136	50.54%	72,759,803,400
Others (each with ownership interest below 5%)	2,848,283,304	49.46%	71,207,082,600
Total	**5,758,675,440**	**100.00%**	**143,966,886,000**

Share Ownership	Number of Investors	%	Number of Shares (Shares)	%
Foreign Institutions	139	0.82%	1,442,597,780	25.05%
Local Institutions	108	0.64%	3,184,254,048	55.30%
Foreign Individuals	25	0.15%	5,754,360	0.10%
Local Individuals	16,598	98.39%	1,126,069,252	19.55%
Total	**16,870**	**100%**	**5,758,675,440**	**100%**

THE PRODUCTION PLANTS

2 production sites in Indonesia
Kapuk, Jakarta & Tangerang, Banten

1 production site in Klang, Malaysia



Kapuk Plant, Indonesia
(Heat Exchange)



Tangerang Plant, Indonesia
(Filtration & Other Products)



Klang Plant, Malaysia
(Filtration)















- **Radiator Production Capacity : 1.95 million pcs per year**
- **Filter Production Capacity : 115.20 million pcs per year**

MAIN PRODUCTS

SAKURA



ADR



ONE STOP SHOP FOR THERMAL SYSTEM & FILTRATION

- Approx. 10,000 part numbers available, filters and radiator.
- Automotive, Commercials, Heavy Equipment, Marines and Industrial sectors for American, European and Asian applications.
- Approx. 300 Filters & Radiators new part numbers every year.







THERMAL SYSTEM PRODUCT RANGE

- Automotive Radiators

  (Copper Brass, Aluminum Plastic, All Aluminum)



- Heavy Equipment & Industrial Radiators



- Condenser
- Intercooler
- Evaporator



FILTRATION PRODUCT RANGE

Heavy Equipment & Industrial Filter

(Air, Oil, Fuel, Cabin, Hydraulic, Transmission, Coolant, Separator, HEPA, EDM, Dust Collector)



Non-Engine Filter

HVAC Filter, Air Purifier Filter, Gas Turbine Filter



Automotive Filter

(Air, Oil, Fuel, Cabin, Transmission)



FILTRATION PRODUCT TYPES



AIR FILTERS



OIL FILTERS



FUEL FILTERS



CABIN AIR FILTERS



TRANSMISSION FILTERS



COOLANT FILTERS



HYDRAULIC FILTERS



AIR/OIL SEPARATOR



FUEL FILTER/
WATER SEPARATOR



EDM FILTER



AIR PURIFIER FILTER



HVAC FILTER

HVAC / HEPA FILTRATIONS

Automotive

- Cabin Air Filters
- Selling to store and online



Building Air Ventilation Installation

- Supply HVAC Filters in Building, Factory and Airports





Air Cleaner System Manufacturer & Home Appliances

- Supply OE Air Filter in AHU
- Supply OE Air Filter in Air Purifier Unit
- Air Purifier Filters

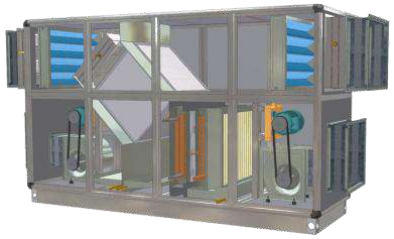


Filters Industrial

- EDM Filters
- Air/Oil Separators
- Gas Turbine Filters

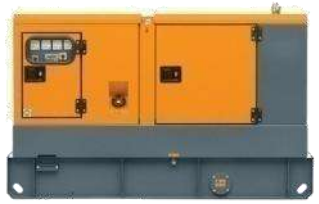



KNOW OUR MARKET – PRODUCT RANGE & APPLIANCES

Sector:	Heavy Equipment	Marine	Industrial	Clean Room, HVAC

Range:

Construction & Mining	Agriculture & Forestry	Marine Engine	Industrial & Powerplant	Building & Home Appliances

Sub-Range (Equiptment Type):

Construction & Mining



- Asphalt Paver
- Compactor
- Loader
- Telehandler
- Articulated Truck
- Excavator
- Off-Highway Truck
- Bakhoe Loader
- Forklift
- Scraper
- Bulldozer
- Mini Excavator
- Shovel
- Crane
- Motor Grader
- Skid Steer

Others:
- **Cold Planer**
- **Dragline**
- **Drill**
- **Electric Rope Shovel**
- **Pipelayer**
- **Road Reclaimer**

Agriculture & Forestry





- Combine Harvester
- Skidder
- Feller Buncher
- Tractor

Others:
- **Cotton Picker**
- **Forwader**
- **Harvester**
- **Sprayer**
- **Lawn Mower**

Marine Engine



- Boat
- Ship

Industrial & Powerplant



- Air Compressor
- EDM Wire Cut
- Engine
- Gas Turbine
- Generator Set

Building & Home Appliances



- **Commercials & Public (Airport, Hotel, Hospital, Restaurant)**
- **Residential (Private, High Rise, Apartment)**
- **Automotive Industry**
- **Food & Beverage Industry**
- **Bio & Pharma Industry**
- **Microelectronics Industry**
- **Home Appliances (Air Purifier, Air Conditioner)**

OTHER PRODUCTS

Fuel Tank







Exhaust System & Muffler



OTHER PRODUCTS

DUMP HOIST



Dump Trucks, Hoists and Special Purpose Vehicles













LIST OF OEM/OES

- ANTONIO CARRARO
- ATLAS COPCO
- BELL
- BOMAG
- CARRIER
- CLARK
- CNH
- COMBILIFT
- DAIHATSU
- DFSK
- GEHL
- GENERAL MOTORS
- HELI
- HINO
- HITACHI
- HYSTER
- HYUNDAI
- INTERNATIONAL
- ISEKI
- ISUZU
- KATO
- KUBOTA
- LIEBHERR
- LIUGONG
- MANITOU
- MATHIEU
- MAZDA
- MITSUBISHI
- NANNI DIESEL
- NISSAN
- REHLKO
- SDE
- SUBARU
- SUMITOMO
- SUNWARD
- SUZUKI
- TAKEUCHI
- TCM
- TEREX
- TOYOTA
- UD TRUCKS
- VESTAS
- VOLVO
- YALE
- YANMAR
- ETC

TECHNICAL ASSISTANCE

Filters

- **1984:** Donaldson Company Inc., USA (PT Panata Jaya Mandiri)
- **1985:** Mahle Japan Limited, Japan
  (formerly Tsuchiya Manufacturing Co. Ltd., Japan)
- **1988:** Tokyo Roki Co., Ltd., Japan (PT Selamat Sempurna Tbk)

Radiators & Others

- **1979:** Tokyo Radiators Mfg. Co. Ltd., Japan
  (Radiator - PT Selamat Sempurna Tbk)
- **1982:** Usui Kokusai Sangyo Kaisha Ltd., Japan
  (Brake Pipes - PT Selamat Sempurna Tbk)
- **1989:** ShinMaywa Industrial Co. Ltd., Japan
  (PT Hydraxle Perkasa)
- **2013:** Sueyoshi Kogyo Co. Ltd., Japan
  (Fuel Tank and Hydraulic Tank for Construction Machinery - PT Selamat Sempurna Tbk)

33 YEARS OF CAGR SALES

No.	Year	Net Sales
	1992	21
1	1993	24
2	1994	78
3	1995	102
4	1996	127
5	1997	161
6	1998	**350**
7	1999	359
8	2000	503
9	2001	565
10	2002	603
11	2003	638
12	2004	731
13	2005	862
14	2006	881
15	2007	1,064
16	2008	**1,354**
17	2009	**1,375**
18	2010	1,562
19	2011	2,072
20	2012	2,269

No.	Year	Net Sales
21	2013	2,382
22	2014	2,633
23	2015	2,803
24	2016	2,880
25	2017	3,340
26	2018	3,933
27	2019	3,936
28	2020	3,234
29	2021	4,163
30	2022	4,894
31	2023	5,108
32	2024	5,165
33	2025	5,339

Net Sales Comparison (9M25 vs 9M26)

	Net Sales	YoY Growth
9M 2025 (Jan – Sep 2025)	3,919	
9M 2026 (Jan – Sep 2026)	**4,183**	**+6.74%**

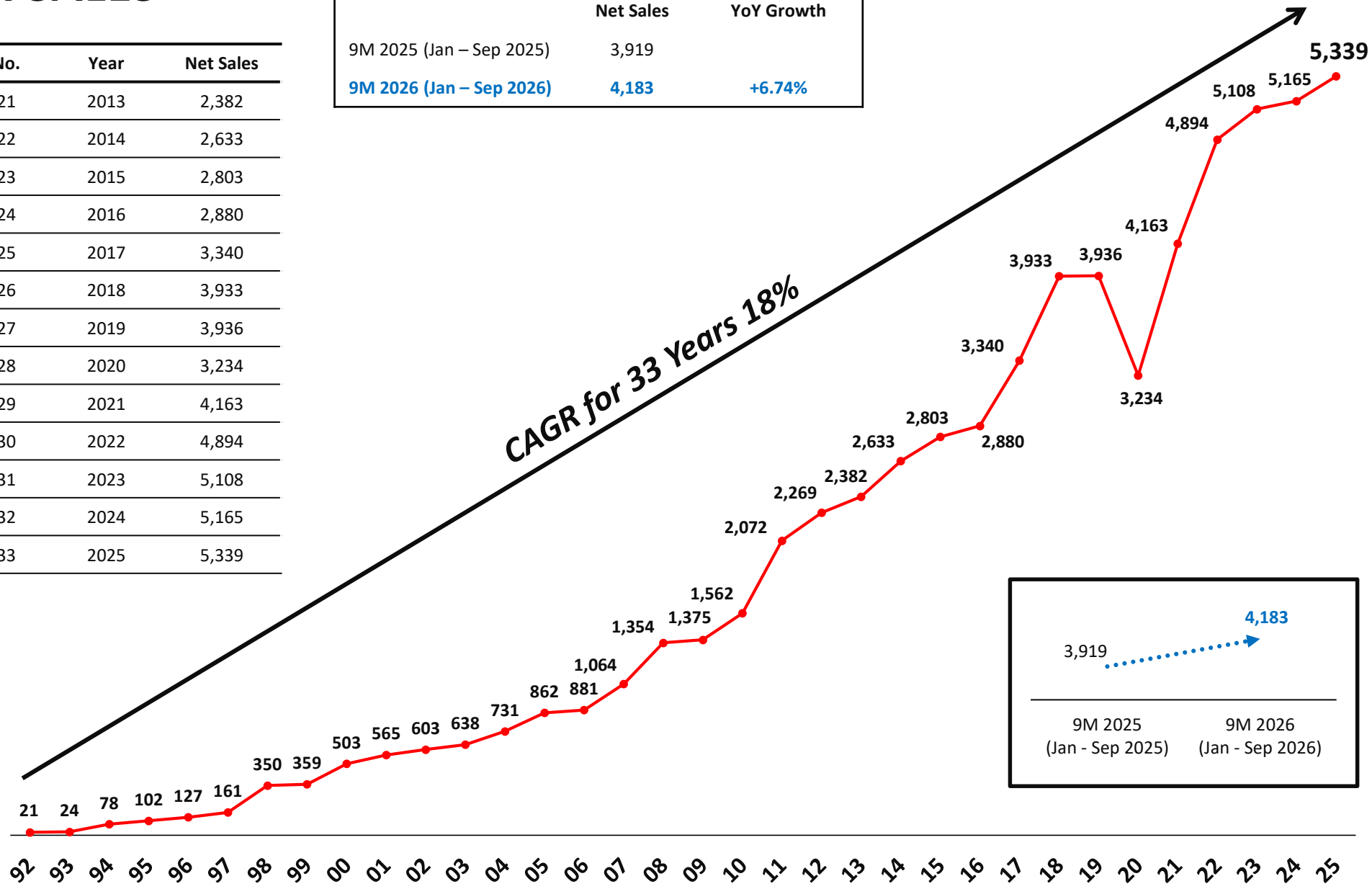

Amount in Billion Rupiah

33 YEARS OF CAGR NET INCOME

No.	Year	Net Income*
	1992	0.3
1	1993	1.3
2	1994	5
3	1995	7
4	1996	18
5	1997	25
6	1998	54
7	1999	40
8	2000	59
9	2001	55
10	2002	40
11	2003	48
12	2004	57
13	2005	66
14	2006	66
15	2007	80
16	2008	91
17	2009	133
18	2010	150
19	2011	212
20	2012	219

No.	Year	Net Income*
21	2013	308
22	2014	391
23	2015	428
24	2016	453
25	2017	499
26	2018	557
27	2019	578
28	2020	488
29	2021	662
30	2022	848
31	2023	946
32	2024	1,024
33	2025	1,125

) attributable to owners of the parent entity

Net Income Comparison (9M25 vs 9M26)

	Net Income*	YoY Growth
9M 2025 (Jan – Sep 2025)	820	
9M 2026 (Jan – Sep 2026)	**874**	**+6.65%**

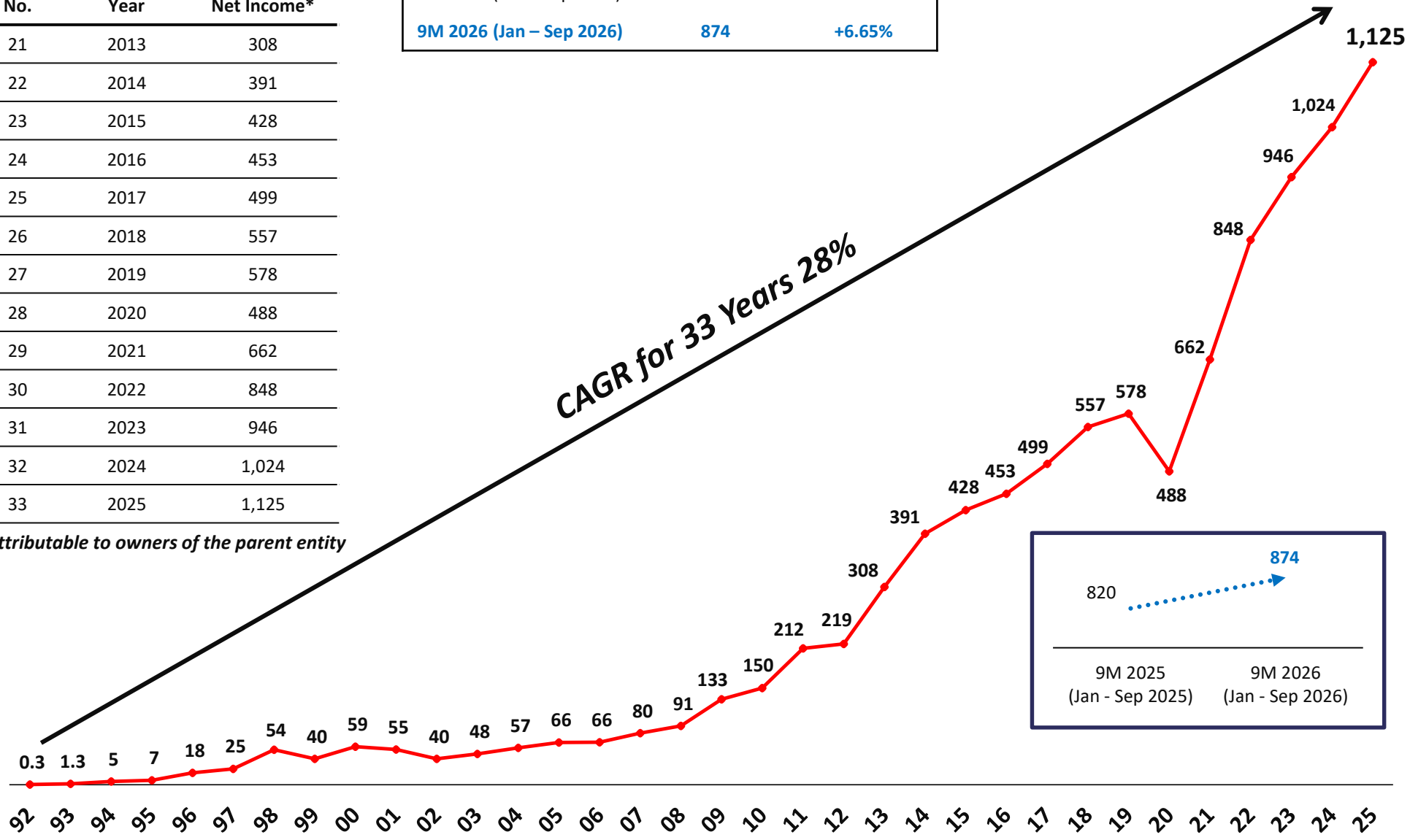

Amount in Billion Rupiah

21 YEARS CONSECUTIVE DIVIDEND PAYMENT GROWTH

No.	Book Year	Total Dividend (In Bio IDR)	Net Income (In Bio IDR)	Payout Ratio
	2004	25.97	57	45%
1	2005	32.47	66	49%
2	2006	41.08	66	62%
3	2007	57.59	80	72%
4	2008	86.38	91	94%
5	2009	129.57	133	98%
6	2010	136.77	150	91%
7	2011	143.97	212	68%
8	2012	151.17	219	69%
9	2013	165.56	308	54%
10	2014	179.96	391	46%
11	2015	215.95	428	51%
12	2016	266.34	453	59%
13	2017	299.45	499	60%
14	2018	334.00	557	60%
15	2019	339.76	578	59%
16	2020	345.52	488	71%
17	2021	403.01	662	61%
18	2022	518.04	848	61%
19	2023	691.04	946	73%
20	2024	777.42	1,024	76%
21	2025	806.21	1,125	72%
	2026	633.45*)	874	72%

- **Paid quarterly dividend since 2015 = 47 times**
- **Increased annually for 21 years**
- **Total Dividend paid since 1996 Rp6.95 Trillion**

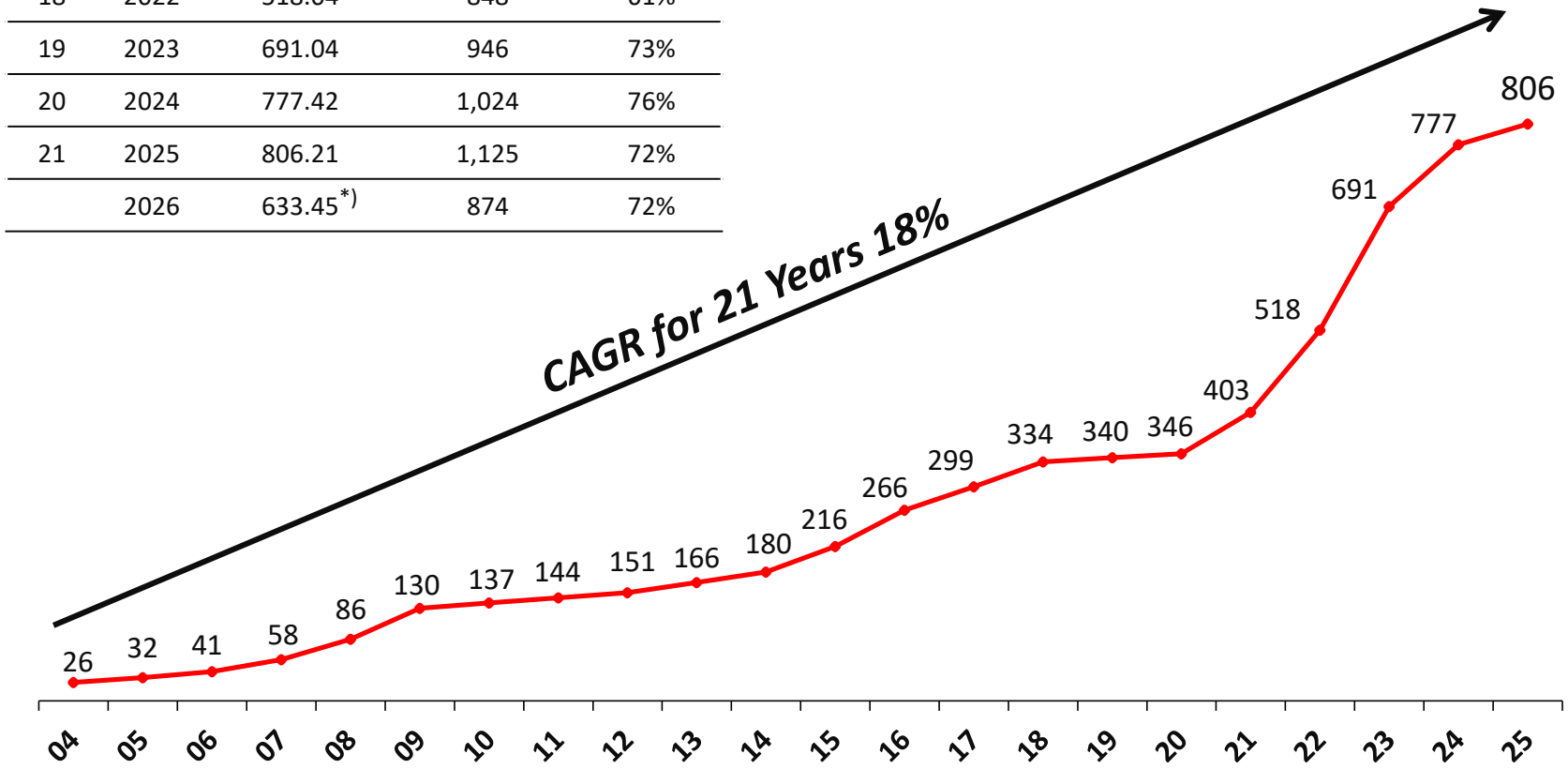

Dividend Distribution within year 2026:

Final Dividend For 2025 Financial Year : IDR 230 Bio on July 02, 2026

**) 1st Interim Dividend For 2026 Financial Year : IDR 144 Bio on May 26, 2026*

2nd Interim Dividend For 2026 Financial Year : IDR 230 Bio on Aug 27, 2026

3rd Interim Dividend For 2026 Financial Year : IDR 259 Bio on Nov 26, 2026

DIVIDEND POLICY, Dividend percentage of net income are:

- Net income up to Rp 10 billion : 35% ;
- Net income above Rp 10 billion - Rp 30 billion : 40% ;
- Net income above Rp 30 billion : 45%.

CONTINUOUS IMPROVEMENT OF CORPORATE GOVERNANCE SCORE

[Assessment by IICD]

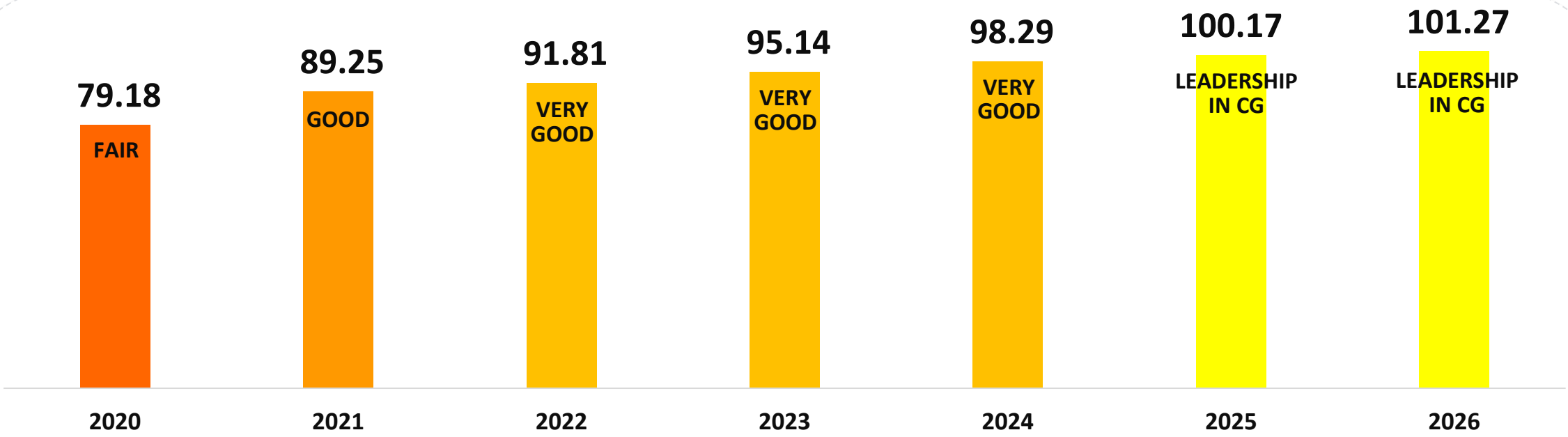

SCORE (POINTS)

MIN. REQUIREMENT	FAIR	GOOD	VERY GOOD	LEADERSHIP IN CG
Comply the minimum standards according to laws and regulations (Level 1) 60.00 - 69.99	There is a strong awareness and efforts to adopt international standards (Level 2) 70.00 - 79.99	Has adopted some of the international standards (Level 3) 80.00 - 89.99	Has fully adopted the international standards (Level 4) 90.00 - 100.00	Exceeding level 1 (Structure of ACGS) (Level 5) > 100

SUMMARY PERFORMANCE 9M 2026

	Position as of				
	30 Sep 2026		30 Sep 2025		Changes
Net Sales	IDR	4.18 T	IDR	3.92 T	↑ 6.74%
Profit for the Period*	IDR	0.87 T	IDR	0.82 T	↑ 6.65%
EPS	IDR	152	IDR	142	↑ 6.65%

**** attributable to owners of the parent entity***

COMPARATIVE FINANCIAL HIGHLIGHTS

Financial Highlights	9 Months Ended		Increase/ (Decrease)	%	Compare Q to Y	
	9M 2026	9M 2025			9M 2026	2025
Net Sales	4,183	3,919	264	6.74%	4,183	5,339
Gross Profit	1,533	1,401	132	9.41%	1,533	1,978
Operating Profit	1,172	1,086	87	7.97%	1,172	1,502
Profit for the Period Attributable to:						
Owners of the Parent Entity	874	820	54	6.65%	874	1,125
Non-controlling Interests	84	69	15	21.46%	84	96
Current Assets	4,172	3,726	445	11.95%	4,172	3,724
Total Assets	5,584	5,133	451	8.79%	5,584	5,163
Current Liabilities	729	648	80	12.37%	729	630
Total Liabilities	947	891	56	6.27%	947	856
Equity Attributable to						
Owners of the Parent Entity	4,104	3,752	352	9.37%	4,104	3,808
Non-controlling Interests	533	489	43	8.87%	533	498
EPS	152	142	10	6.65%	152	195

Amount In Billion Rupiah except Earning per Share

FINANCIAL RATIO

Financial Ratio	Compare Q to Q		Compare Q to Y	
	9M 2026	9M 2025	9M 2026	2025
Net Sales Growth	7%			
Net Profit* Growth	7%			
Total Asset Growth	9%		8%	
Total Equity Growth	9%		8%	
Gross Profit Margin	37%	36%	37%	37%
Operating Margin	28%	28%	28%	28%
Profit Margin*	21%	21%	21%	21%
Return on Assets	17%	17%	17%	24%
Return on Equity*	19%	19%	19%	26%
Total Debt/Total Assets	17%	17%	17%	17%
Total Debt/Total Equity	20%	21%	20%	20%
Current Ratio	573%	575%	573%	591%

Note:

* Attributable to owners of the parent entity

SALES PERFORMANCE 9M 2026 [9 MONTHS ENDED]

Market	Sales (IDR)				Increase / (Decrease)	
	9M 2026	%	9M 2025	%	IDR	%
Domestic	1,592	38%	1,370	35%	222	16.21%
Overseas	2,591	62%	2,549	65%	42	1.64%
Total	**4,183**	**100%**	**3,919**	**100%**	**264**	**6.74%**

Product	Sales (IDR)				Increase / (Decrease)	
	9M 2026	%	9M 2025	%	IDR	%
Filter	2,985	71%	2,942	75%	43	1.44%
Radiator	489	12%	462	12%	27	5.81%
Body Maker	157	4%	112	3%	45	40.54%
Trading	1,415	34%	1,237	31%	178	14.43%
Others	177	4%	156	4%	21	13.49%
(Elimination)	(1,040)	(25%)	(990)	(25%)	(50)	(5.04%)
Total	**4,183**	**100%**	**3,919**	**100%**	**264**	**6.74%**

Amount in Billion Rupiah

SLIGHTLY IMPROVEMENT IN 9M 2026

FY 2026 (in Bio IDR)				
Period	**Net Sales**	**Δ of Net Sales compare to previous Q**	**Profit for the Period***	**Δ Profit for the Period* compare to previous Q**
As of 31 March	1,232		248	
As of 30 June	2,649	1,417	551	303
As of 30 September	4,183	1,534	874	323

FY 2026 (in Bio IDR)				
Period	**Overseas Sales**	**Δ of Overseas Sales compare to previous Q**	**Domestic Sales**	**Δ Domestic Sales compare to previous Q**
As of 31 March	770		462	
As of 30 June	1,644	874	1,005	543
As of 30 September	2,591	947	1,592	587

Note:
*** Attributable to owners of the parent entity.**

SALES BY GEOGRAPHICAL

Geographical	9M 2026		9M 2025		Increase/ (Decrease)
	IDR	%	IDR	%	
Domestic	1,592	38%	1,370	35%	16.21%
Overseas					
Asia	1,173	28%	1,093	28%	7.29%
America	717	17%	670	17%	7.01%
Europe	320	8%	402	10%	(20.39%)
Australia	293	7%	306	8%	(4.30%)
Africa	88	2%	78	2%	13.20%
Total	**4,183**	**100%**	**3,919**	**100%**	**6.74%**

Amount in Billion Rupiah

TOP 10 EXPORT DESTINATIONS BY COUNTRIES

[sort by sales 9M 2026 - in Bio IDR]

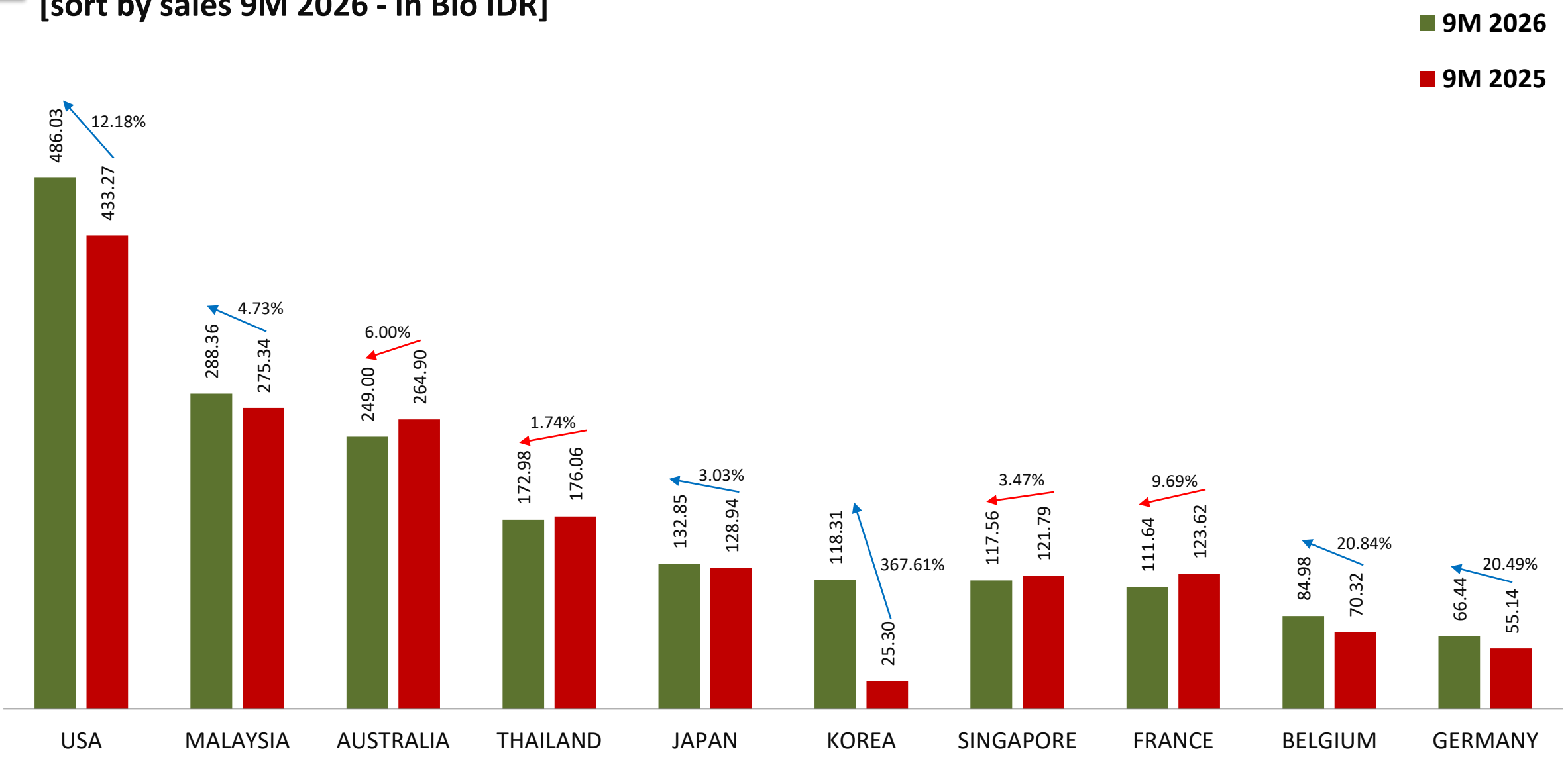

REVENUE CONTRIBUTION – FIRST VS. SECOND HALF OF THE YEAR

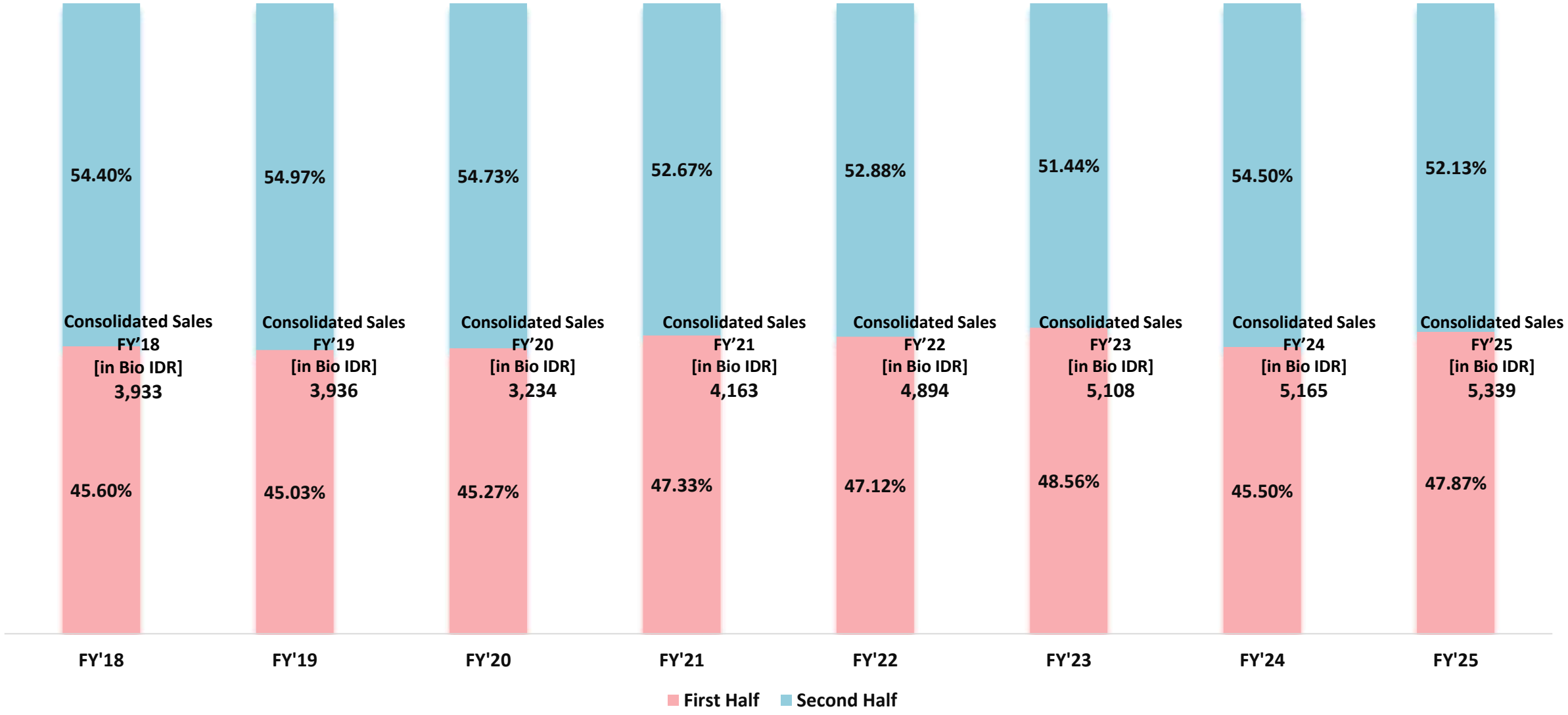

STRUCTURE OF SMSM WITH THE SUBSIDIARIES & ASSOCIATES



Holding

BRADKE : BRADKE SYNERGIES SDN. BHD.

Manufacture

PJM : PT PANATA JAYA MANDIRI
HP : PT HYDRAXLE PERKASA
TRSS : PT TOKYO RADIATOR SELAMAT SEMPURNA
POSCO IJPC : PT POSCO INDONESIA JAKARTA PROCESSING CENTER
FILTON : FILTON INDUSTRIES SDN. BHD.
BS : BS ENTERPRISE SDN. BHD.

Distribution

PTC : PT PRAPAT TUNGGAL CIPTA
MD : PT MANGATUR DHARMA
SOLCREST : SOLCREST PTY LTD.
POWERFIL : POWERFIL AUTO PARTS SDN. BHD.
SS AUTO : S.S AUTO SDN. BHD.
SS A-Sabah : S.S AUTO (Sabah) SDN. BHD.
SF THAILAND : SURE FILTER THAILAND CO., LTD.

Branches of PTC :

JABODETABEK, The Greater Jakarta
MAKASSAR, South Sulawesi
MEDAN, North Sumatra
PEKANBARU, Riau
SURABAYA, East Java
SAMARINDA, East Kalimantan

ACHIEVEMENT 2026

Month	Achievement
March	[March 6, 2026] - PT Tokyo Radiator Selamat Sempurna (an associate entity of PT Selamat Sempurna Tbk) was awarded the “Excellent OEM Delivery Performance in 2025”; the “Excellent OES Delivery Performance in 2025”; and the “Excellent Cost-Efficiency Effort in 2025” by PT Isuzu Astra Motor Indonesia. [March 6, 2026] - PT Panata Jaya Mandiri (subsidiary of PT Selamat Sempurna Tbk) has been awarded with the “Consecutive Award (for the Consistent Best OES Delivery Performance 5 Years in a Row 2021 - 2025)” and “Excellent OES Delivery Performance in 2025” by PT Isuzu Astra Motor Indonesia.
April	[April 17, 2026] - PT Hydraxle Perkasa (subsidiary of PT Selamat Sempurna Tbk) was awarded the “Best Body Maker - GIGA (Off Road)” by PT Isuzu Astra Motor Indonesia. [April 24, 2026] - PT Selamat Sempurna Tbk was awarded the “2025 Appreciation of Delivery” and the “2025 Appreciation of Kaizen Cost” by PT Hino Motors Manufacturing Indonesia. [April 29, 2026] - PT Selamat Sempurna Tbk was awarded the “Best Supplier Contribution and Performance 4W” by PT Suzuki Indomobil Sales.

ACHIEVEMENT 2026

Month	Achievement
May	[May 26, 2026] - PT Selamat Sempurna Tbk has been awarded “Investortrust Sector Leaders 2026 Consumer Cyclicals Sectors” by Investortrust.id.
June	[June 29, 2026] - PT Panata Jaya Mandiri, a subsidiary of PT Selamat Sempurna Tbk has been granted renewed Authorized Economic Operator (AEO) status by the Directorate General of Customs and Excise, Ministry of Finance of the Republic of Indonesia.
July	[July 2, 2026] - PT Selamat Sempurna Tbk has been recognized as the Best Listed Company in the Automotive Components Category at the Bisnis Indonesia Award (BIA) 2026.
September	[September 23, 2026] - PT Selamat Sempurna Tbk received the EmitenNews Capital Market Excellence Awards 2026, in the category “Best Consumer Cyclicals Sector - IDX Main Board”.
October	[October 12, 2026] - PT Selamat Sempurna Tbk received the “Best Non-Financial Sector - Mid Cap” award and was ranked among the Top 10 in the “Top 50 Middle Capitalization Public Listed Company” category at the 17th IICD Corporate Governance Conference and Award 2026.

OFFICIAL STORES

Sakura Filter Indonesia

tokopedia official store

Shopee Mall

blibli.com Official Store



Thank You

Visit us at www.smsm.co.id

Follow us at @sakurafilter.indonesia

Disclaimer:
This presentation has been prepared by PT Selamat Sempurna Tbk independently and is circulated for the purpose of general information only. It is not intended for the specific person who may receive this presentation. The information in this presentation has been obtained from sources which we deem reliable. No warranty (expressed or implied) is made as to the accuracy or completeness of the information. All opinions and estimations included in this presentation constitute our judgment as of this date and are subject to change without prior notice. We disclaim any responsibility or liability whatsoever arising which may be brought or suffered by any person as a result of acting in reliance upon the whole or any part of the contents of this report and neither PT Selamat Sempurna Tbk and/or its affiliated companies and/or their respective employees and/or agents accepts liability for any errors, omissions, negligent or otherwise, in this report and any inaccuracy herein or omission here from which might otherwise arise.

Cautionary note on forward-looking statements:
This presentation may contain statements regarding the business of PT Selamat Sempurna Tbk (“The Company”) and its subsidiaries that are of a forward-looking nature and are therefore based on management's assumptions about future developments. Forward-looking statements involve certain risks and uncertainties because they relate to future events. Actual results may vary materially from those targeted, expected or projected due to several factors. Potential risks and uncertainties includes such factors as general economic conditions, foreign exchange fluctuations, interest rate changes, commodity price fluctuations and regulatory developments. The reader and/or listener is cautioned to not unduly rely on these forward-looking statements. We do not undertake any duty to publish any update or revision of any forward-looking statements.